

SUMMARY OF APPROPRIATIONS, ALLOTMENTS, OBLIGATIONS AND BALANCES BY OBJECT OF EXPENDITURES
 As of the Quarter Ending December 31, 2021
 (Absolute Value)


Department: Budgetary Support to Government Corporations
 Agency: National Electrification Administration
 Operating Unit: N/A
 Organization Code (UACS): 350150000000
 Fund Cluster: 01 - Regular Agency Fund

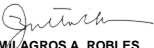
Authorization: 01 - Current Year Appropriations
 Report Status: SUBMITTED

Particulars	UACS CODE	Appropriation			Allotments			Current Year Obligations					Current Year Disbursements					Balances				
		Authorized Appropriation	Adjustments (Transfer To)/From, Realignment	Adjusted Appropriations	Allotments Received	Adjustments (Withdrawal, Realignment)	Adjusted Total Allotments	1st Q.	2nd Q.	3rd Q.	4th Q.	Total	1st Q.	2nd Q.	3rd Q.	4th Q.	Total	Unreleased Appropriations	Unobligated Allotment	Unpaid Obligations (15-20) = (23+24)		
								Mar. 31	Jun. 30	Sep. 30	Dec. 31		Mar. 31	Jun. 30	Sep. 30	Dec. 31				20=(16+17+18+19)	21=(5-10)	22=(10-15)
1	2	3	4	5=(3+4)	6	7	10=[(6+(-)7)-8+9]	11	12	13	14	15=(11+12+13+14)	16	17	18	19	20=(16+17+18+19)	21=(5-10)	22=(10-15)	23	24	
I. Agency Specific Budget																						
Subsidies	1101277																					
Maintenance and Other Operating Expenses																						
Financial Assistance/Subsidy	5021400000																					
Budgetary Support to Government-Owned and/or Controlled Corporations	5021404000																					
Power Supply Systems	5021404006	2,497,500,000.00		2,497,500,000.00	2,497,500,000.00		2,497,500,000.00			1,430,023,228.68	383,694,516.39	1,813,717,745.07			3,284,264.89	482,471,246.33	485,755,511.22	-	683,782,254.93	1,327,962,233.85		
II. Continuing Appropriations/ Others																						
Maintenance and Other Operating Expenses			22,278,757.00	22,278,757.00	80,885,457.00		80,885,457.00		100,000,000.00			22,278,757.00			12,065,883.42	64,079,140.11	76,145,023.53	(58,606,700.00)	(41,393,300.00)	46,133,733.47		
Grand Total		2,497,500,000.00	22,278,757.00	2,519,778,757.00	2,578,385,457.00	-	2,578,385,457.00	-	100,000,000.00	1,430,023,228.68	405,973,273.39	1,935,996,502.07	-	-	15,350,148.31	546,550,386.44	561,900,534.75	(58,606,700.00)	642,388,954.93	1,374,095,967.32	-	

Prepared by:


IMRE G. APOSTOL
 Chief Corporate Accountant A
 Financial Planning and Control Division

Checked and reviewed by:

ARSENIA M. SACDALAN
 Acting Manager
 Financial Planning and Control Division

Certified Correct:

M. LAGROS A. ROBLES
 Acting Department Manager
 Finance Services

Recommending Approval:

SONIA B. SAN DIEGO
 Deputy Administrator
 Corporate Resources and Financial Services

Approved by:

EMMANUEL P. JUANEZA
 Administrator

Notes: